

Fujian Jiupo Biotechnology Co., Ltd. (www.jiupobiotech.com)

Validity Time: Jan. 1, 2025 to Mar. 31, 2025













Price includes 1-year guarantee.


Distributor in Europe: LF-Biotech GmbH, Dr.-Adenauer-Ring 26, 55288 Schornsheim, Germany

Contact: Dr. Wei Fan Email: contact@LF-Biotech.com Mobile/Whatsapp: +49-17699949261 Web: www.LF-Biotech.com

Reach-In Plant Growth Chamber










Item No.	Item Name	Picture	Specifications	Unit Price (net)	
BPC300H	300L Plant Growth Chamber		Standard:	1-10	7,425.00 €
			LED Lights: White color - Dimmable from 0% to 100%		
			Intensity: 300µmol/m ² /s @10cm - Independently programable	10-	6,757.50 €
			Shelves: 4 modular lighting shelves		
			Available Capacity: 310L		
			Temp. Range: 3°C to 45°C (lights ON/OFF)		
			Temp. Fluctuation: ±0.5°C / Temp. Uniformity: ±2°C		
			Humidity Range: 50%RH to 90%RH (lights ON/OFF)		
			RH Fluctuation: ±3.0%RH / RH Uniformity: ±5.0%RH		
			Air Flow: Equipped with fresh air recycling system		
BPC500H	500L Plant Growth Chamber		Remote Control: Smartphone APP remote control	1-10	8,925.00 €
			Exterior Dimensions(WxDxH): 770x720x1730mm		
			Options:	10-	8,130.00 €
			Intensity: 500/1000/1600µmol/m ² /s @10cm		
			Shelves: 4/3/2		
			LED Lights - One/three/four/eighteen color(s)		
			Temp. Range: -10°C(Lights OFF) to 45°C		
			Humidity Range: 30%RH to 90%RH (Lights ON/OFF)		
			CO ₂ Regulation: ambient to 2000/5000 PPM		
			Observation Window		
BPC500DH	500L Plant Growth Chamber (Dual Cabinets)		Options:	1-10	12,375.00 €
			Intensity: 500/1000/1600µmol/m ² /s @10cm		
			Shelves: 4/3/2	10-	11,265.00 €
			Lights: LED Lights - One/three/four/eighteen color(s)		
			Temp. Range: -10°C(Lights OFF) to 45°C		
			Humidity Range: 30%RH to 90%RH (Lights ON/OFF)		
			CO ₂ Regulation: ambient to 2000/5000 PPM		
			Observation Window		
			Options:		
			Intensity: 500/1000/1600µmol/m ² /s @10cm		
BPC500FH	500L Plant Growth Chamber (Quadruple Cabinets)		Shelves: 2*2	1-10	16,200.00 €
			Lights: LED Lights - One/three/four/eighteen color(s)		
			Temp. Range: -10°C(Lights OFF) to 45°C	10-	14,745.00 €
			Humidity Range: 30%RH to 90%RH (Lights ON/OFF)		
			CO ₂ Regulation: ambient to 2000/5000 PPM		
			Observation Window		
			Options:		
			Intensity: 500/1000/1600µmol/m ² /s @10cm		
			Shelves: 1*4 lighting shelves		
			Available Capacity: 136L*4		
			Temp. Range: 3°C to 45°C (lights ON/OFF)	1-10	16,200.00 €
			Temp. Fluctuation: ±0.5°C / Temp. Uniformity: ±2°C		
			Humidity Range: 50%RH to 90%RH (lights ON/OFF)	10-	14,745.00 €
			RH Fluctuation: ±3.0%RH / RH Uniformity: ±5.0%RH		
			Air Flow: Equipped with fresh air recycling system		
			Remote Control: Smartphone APP remote control		
			Exterior Dimensions(WxDxH): 1070x720x1940mm		
			Options:		
			CO ₂ Regulation: ambient to 2000/5000 PPM		
			Observation Window		







BPC600H	600L Plant Growth Chamber		Standard: LED Lights: White color - Dimmable from 0% to 100% Intensity: 300µmol/m²/s @ 10cm - Independently programmable Shelves: 4 modular lighting shelves Available Capacity: 618L Temp. Range: 3°C to 45°C (lights ON/OFF) Temp. Fluctuation: ±0.5°C / Temp. Uniformity: ±2°C Humidity Range: 50%RH to 90%RH (lights ON/OFF) RH Fluctuation: ±3.0%RH / RH Uniformity: ±5.0%RH Air Flow: Equipped with fresh air recycling system Remote Control: Smartphone APP remote control Exterior Dimensions(WxDxH): 900x800x1940mm		1-10	9,900.00 €
					10-	9,015.00 €
			Options:		-	
			Intensity: 500/1000/1600µmol/m²/s @ 10cm Shelves: 4/3/2		0.00 €	
			Lights: LED Lights - One/three/four/eleven color(s)		Reference Accessories	
			Temp. Range: -10°C(Lights OFF) to 45°C		450.00 €	
			Humidity Range: 30%RH to 90%RH (Lights ON/OFF)		750.00 €	
			CO ₂ Regulation: ambient to 2000/5000 PPM		900.00 €	
			Observation Window		300.00 €	
BPC800H	800L Plant Growth Chamber		Standard: LED Lights: White color - Dimmable from 0% to 100% Intensity: 300µmol/m²/s @ 10cm - Independently programmable Shelves: 4 modular lighting shelves Available Capacity: 790L Temp. Range: 3°C to 45°C (lights ON/OFF) Temp. Fluctuation: ±0.5°C / Temp. Uniformity: ±2°C Humidity Range: 50%RH to 90%RH (lights ON/OFF) RH Fluctuation: ±3.0%RH / RH Uniformity: ±5.0%RH Air Flow: Equipped with fresh air recycling system Remote Control: Smartphone APP remote control Exterior Dimensions(WxDxH): 1164x800x1940mm		1-10	13,200.00 €
					10-	12,015.00 €
			Options:		-	
			Intensity: 500/1000/1600µmol/m²/s @ 10cm Shelves: 4/3/2		0.00 €	
			Lights: LED Lights - One/three/four/eleven color(s)		Reference Accessories	
			Temp. Range: -10°C(Lights OFF) to 45°C		450.00 €	
			Humidity Range: 30%RH to 90%RH (Lights ON/OFF)		750.00 €	
			CO ₂ Regulation: ambient to 2000/5000 PPM		900.00 €	
			Observation Window		300.00 €	
BPC1000H	1000L Plant Growth Chamber		Standard: LED Lights: White color - Dimmable from 0% to 100% Intensity: 300µmol/m²/s @ 10cm - Independently programmable Shelves: 5 modular lighting shelves Available Capacity: 1135L Temp. Range: 3°C to 45°C (lights ON/OFF) Temp. Fluctuation: ±0.5°C / Temp. Uniformity: ±2°C Humidity Range: 50%RH to 90%RH (lights ON/OFF) RH Fluctuation: ±3.0%RH / RH Uniformity: ±5.0%RH Air Flow: Equipped with fresh air recycling system Remote Control: Smartphone APP remote control Exterior Dimensions(WxDxH): 1920x753x2010mm		1-10	20,250.00 €
					10-	18,435.00 €
			Options:		-	
			Intensity: 500/1000/1600µmol/m²/s @ 10cm Shelves: 4/3/2		0.00 €	
			Lights: LED Lights - One/three/four/eleven color(s)		Reference Accessories	
			Temp. Range: -10°C(Lights OFF) to 45°C		750.00 €	
			Humidity Range: 30%RH to 90%RH (Lights ON/OFF)		1,200.00 €	
			CO ₂ Regulation: ambient to 2000/5000 PPM		900.00 €	
			Observation Window		375.00 €	
BPC1600H	1600L Plant Growth Chamber		Standard: LED Lights: White color - Dimmable from 0% to 100% Intensity: 300µmol/m²/s @ 10cm - Independently programmable Shelves: 5 modular lighting shelves Available Capacity: 1640L Temp. Range: 3°C to 45°C (lights ON/OFF) Temp. Fluctuation: ±0.5°C / Temp. Uniformity: ±2°C Humidity Range: 50%RH to 90%RH (lights ON/OFF) RH Fluctuation: ±3.0%RH / RH Uniformity: ±5.0%RH Air Flow: Equipped with fresh air recycling system Remote Control: Smartphone APP remote control Exterior Dimensions(WxDxH): 2254x823x2010mm		1-10	24,750.00 €
					10-	22,530.00 €
			Options:		-	
			Intensity: 500/1000/1600µmol/m²/s @ 10cm Shelves: 4/3/2		0.00 €	
			Lights: LED Lights - One/three/four/eleven color(s)		Reference Accessories	
			Temp. Range: -10°C(Lights OFF) to 45°C		900.00 €	
			Humidity Range: 30%RH to 90%RH (Lights ON/OFF)		1,500.00 €	
			CO ₂ Regulation: ambient to 2000/5000 PPM		900.00 €	
			Observation Window		600.00 €	
BPC2000H	2000L Plant Growth Chamber		Standard: LED Lights: White color - Dimmable from 0% to 100% Intensity: 300µmol/m²/s @ 10cm - Independently programmable Shelves: 5 modular lighting shelves Available Capacity: 2138L Temp. Range: 3°C to 45°C (lights ON/OFF) Temp. Fluctuation: ±0.5°C / Temp. Uniformity: ±2°C Humidity Range: 50%RH to 90%RH (lights ON/OFF) RH Fluctuation: ±3.0%RH / RH Uniformity: ±5.0%RH Air Flow: Equipped with fresh air recycling system Remote Control: Smartphone APP remote control Exterior Dimensions(WxDxH): 2400x1000x2010mm		1-10	33,000.00 €
					10-	30,030.00 €
			Options:		-	
			Intensity: 500/1000/1600µmol/m²/s @ 10cm Shelves: 4/3/2		0.00 €	
			Lights: LED Lights - One/three/four color(s)		Reference Accessories	
			Temp. Range: -10°C(Lights OFF) to 45°C		900.00 €	
			Humidity Range: 30%RH to 90%RH (Lights ON/OFF)		1,500.00 €	
			CO ₂ Regulation: ambient to 2000/5000 PPM		900.00 €	
			Observation Window		675.00 €	







Simple Type Growth Chamber Growth Chamber					
Item No.	Item Name	Picture	Specifications	Unit Price (net)	
DZP200-A150	200L Simple Type Growth Chamber		LED Lights: White color - Dimmable from 0% to 100% Intensity: 700µmol/m²/s @10cm - Independently programmable Lighting: Top lighting style Available Capacity: 220L Air Flow: Equipped with fresh air recycling system Net Weight: 21.5KG Exterior Dimensions(WxDxH): 660x540x800mm	1-10	525.00 €
				10-	480.00 €
Smart Planting Chamber					
Item No.	Item Name	Picture	Specifications	Unit Price (net)	
JP/JYPYX-A01/51L	50L Smart Planting Chamber		LED Lights: White color - Dimmable from 0% to 100% Intensity: 200µmol/m²/s @10cm - Independently programmable Lighting: Top lighting style Available Capacity: 51L Controller: Touch button Air Flow: Equipped with fresh air recycling system Exterior Dimensions(WxDxH): 530x340x420mm	1-10	193.50 €
				10-	177.00 €
Accessories (LED Lights Panel) for Reach-In Plant Growth Chamber					
Item No.	Item Name	Picture	Specifications	Unit Price (net)	
WH370	White Color LED Lights Panel with Full-Spectrum		Spectrum: 400nm to 700nm Color Emitting: White Colors Rate: R:G:B=6:2:2 Intensity: 1600µmol/m²/s Size(LxWxH): 590x510x55mm	10-	330.00 €
WG150	White Color LED Lights Panel with Full-Spectrum		Spectrum: 400nm to 700nm Color Emitting: White Colors Rate: R:G:B=6:2:2 Intensity: 1000µmol/m²/s Size(LxWxH): 530x350x8mm	10-	210.00 €
WL50	White Color LED Lights Panel with Full-Spectrum		Spectrum: 400nm to 700nm Color Emitting: White Colors Rate: R:G:B=6:2:2 Intensity: 300/500µmol/m²/s Size(LxWxH): 530x350x8mm	10-	165.00 €
BL70	Blue Color LED Lights Panel		Spectrum: 450nm ± 5nm Color Emitting: Blue Intensity: 400µmol/m²/s Size(LxWxH): 530x350x8mm	10-	450.00 €
RL60	Red Color LED Lights Panel		Spectrum: 660nm ± 5nm Color Emitting: Red Intensity: 300µmol/m²/s Size(LxWxH): 530x350x8mm	10-	450.00 €
IRL40	Far Red Color LED Lights Panel		Spectrum: 735nm ± 5nm Color Emitting: Far Red Intensity: 110PFD Size(LxWxH): 530x350x8mm	10-	750.00 €
RBIRG110	Three Colors (Red/Blue/Far Red) LED Lights Panel		Spectrum: 660nm, 450nm, 735nm (± 5nm) Color Emitting: Red, Blue, Far Red Intensity: 350µmol/m²/s Size(LxWxH): 530x350x8mm	10-	1,050.00 €
RGBG110	Three Colors (Red/Green/Blue) LED Lights Panel		Spectrum: 660nm, 525nm 450nm (± 5nm) Color Emitting: Red, Green, Blue Intensity: 600µmol/m²/s Size(LxWxH): 530x350x8mm	10-	1,020.00 €
RBIRWG110	Four Colors (Red/Blue/Far Red/White) LED Lights Panel		Spectrum: 660nm, 450nm, 735nm (± 5nm), 400nm to 700nm Color Emitting: Red, Blue, Far Red, White Intensity: 750/1600µmol/m²/s Size(LxWxH): 530x350x8mm	10-	1500€/2025€
PGLP18	Eighteen Colors LED Lights Panel		Spectrum: (365-375)nm, (385-395)nm, (395-405)nm, (410-420)nm, (435-445)nm, (450-455)nm, (460-465)nm, (500-510)nm, (520-530)nm, (550-560)nm, (585-595)nm, (600-610)nm, (620-630)nm, (660-665)nm, (735-745)nm, (810-820)nm, (840-850)nm, (940-950)nm Total Intensity: 2000µmol/m²/s Size(LxWxH): 530x350x55mm	10-	4,500.00 €
JPCS01	LED Lighting Controller (Handheld Model)		Drive & Regulate for all The Models of the Lighting Panels Each Output of Lighting Panels Can Be Regulated Individually Each Color of Lingthing Panels Can Be Regulated Individually The Intensity of Each Color Can Be Regulated from 0% to 100% UK/EU/USA Standard Plug & 3.0m Power Line & 2.5m Output Line Size(LxWxH): 462x207x196mm	5-	555.00 €
JPCS02	LED Lighting Controller (Table Model)		Drive & Regulate for all The Models of the Lighting Panels Each Output of Lighting Panels Can Be Regulated Individually Each Color of Lingthing Panels Can Be Regulated Individually The Intensity of Each Color Can Be Regulated from 0% to 100% UK/EU/USA Standard Plug & 3.0m Power Line & 2.5m Output Line Size(LxWxH): 493x450x121mm	5-	1,110.00 €




J1600D	Handheld Spectrometer (Light Meter)		Sensor CMOS Linear Image Sensor Wavelength Range: 380nm to 780nm Wavelength Data Increment: 1nm Spectral Bandwidth: Approximately 12nm (Half Bandwidth) Wavelength Reproducibility: ±1nm Measurement Range: 70lx to 70,000lx Measuring Capabilities: Illuminance (LUX)/Foot Candle (fc) Correlated Color Temperature (CCT) CIE Chromaticity Coordinates: CIE 1931 x,y Coordinates CIE 1976u',v' Coordinates Color Rendering Index (CRI, Ra)/R9 Percent Flicker Spectral Power Distribution (SPD) nW/m² Peak Wavelength (Ap) Supports Micro SD Card, unlimited data storage for measurement Compatible with smart device, wireless controlled by Bluetooth Additional uSPECTRUM App and Software for advance analysis Exterior Size (HxWxD): 90x30x32.2mm Packing Size (LxWxH): 170x90x55mm	5-	1,383.00 €
--------	-------------------------------------	---	--	----	------------

Walk In Plant Growth Chamber					
Item No.	Item Name	Picture	Specifications	Unit Price (net)	
WIPGC-AP44	Walk In Plant Growth Chamber (with Four Racks)		Standard: Lights: LED Lights - white Color Intensity: 350µmol/m²/s @10cm Racks & Shelves: 4 racks with 4 shelves of each Growth Area: 11.52m² Growth Height: 43cm Temp. Range: 18°C to 35°C (lights ON/OFF) Humidity Range: 50%RH to 90%RH (lights ON/OFF) Remote Control: Smartphone APP remote control Exterior Dimensions(WxDxH): 2310x2910x3000mm	1-10	36,000.00 €
			Options:	10-	32,775.00 €
			Intensity: 1600/1000/300µmol/m²/s @10cm Shelves: 2/3/5 Growth Area: 5.76m²/8.64m²/14.4m² Growth Height: 95cm/60cm/32cm	4500€/0€/0€	
			Lights: LED Lights - One/three/four color(s)	Reference Accessories	
			Temp. Range: 5°C to 35°C (Lights ON/OFF)	3,000.00 €	
			Temp. Range: -10°C to 35°C (Lights ON/OFF)	6,000.00 €	
			Humidity Range: 40%RH to 90%RH (Light ON/OFF)	1,500.00 €	
			CO₂ Regulation: ambient to 2000 PPM	3,000.00 €	
			Camera: equipped with observation camera	1,500.00 €	
WIPGC-AP64	Walk In Plant Growth Chamber (with Six Racks)		Standard: Lights: LED Lights - white Color Intensity: 350µmol/m²/s @10cm Racks & Shelves: 6 racks with 4 shelves of each Growth Area: 17.28m² Growth Height: 43cm Temp. Range: 18°C to 35°C (lights ON/OFF) Humidity Range: 50%RH to 90%RH (lights ON/OFF) Remote Control: Smartphone APP remote control Exterior Dimensions(WxDxH): 2310x4200x3000mm	1-10	42,000.00 €
			Options:	10-	38,220.00 €
			Intensity: 1600/1000/300µmol/m²/s @10cm Shelves: 2/3/5 Growth Area: 8.64m²/12.96m²/21.6m² Growth Height: 95cm/60cm/32cm	6750€/0€/0€	
			Lights: LED Lights - One/three/four color(s)	Reference Accessories	
			Temp. Range: 5°C to 35°C (Lights ON/OFF)	3,000.00 €	
			Temp. Range: -10°C to 35°C (Lights ON/OFF)	6,000.00 €	
			Humidity Range: 40%RH to 90%RH (Light ON/OFF)	1,500.00 €	
			CO₂ Regulation: ambient to 2000 PPM	3,000.00 €	
			Camera: equipped with observation camera	1,500.00 €	
Plant Growth Rack with LED Lights					
Item No.	Item Name	Picture	Specifications	Unit Price (net)	
PGR-AP5	Plant Growth Rack with LED Lights - Standard Rack		Standard: Lights: LED Lights - White Color Intensity: 200µmol/m²/s @10cm Shelves: 5 modular lighting shelves Growth Area: 3.6m² Growth Height: 32cm Exterior Dimensions(WxDxH): 1288x570x2100mm Input: AC 110-277V, 50/60Hz Material: SUS 304	10-	2,850.00 €
			Options:	-	
			Intensity: 1600/1000/300µmol/m²/s @10cm Shelves: 2/3/4 Growth Area: 1.5m²/2.1m²/2.9m² Growth Height: 95cm/60cm/43cm	1125€/0€/0€	
			Lights: LED Lights - One/three/four color(s)	Reference Accessories	
PGR-AP5H	Plant Growth Rack with LED Lights - Half Rack		Standard: Lights: LED Lights - White Color Intensity: 300µmol/m²/s @10cm Shelves: 5 modular lighting shelves Growth Area: 1.8m² Growth Height: 32cm Exterior Dimensions(WxDxH): 680x570x2100mm Input: AC 110-277V, 50/60Hz Material: SUS 304	10-	1,710.00 €
			Options:	-	
			Intensity: 1600/1000/500µmol/m²/s @10cm Shelves: 2/3/4 Growth Area: 0.72m²/1.08m²/1.45m² Growth Height: 95cm/60cm/43cm	562.50€/0€/0€	
			Lights: LED Lights - One/three/four color(s)	Reference Accessories	





Plant Lighting Tubes with LED Lights					
Item No.	Item Name	Picture	Specifications	Unit Price (net)	
JIUPO-2835LED-4P15S	T5 Plant Lighting Tube with LED Lights		Spectrum: 400nm to 700nm Colors Rate: R:G:B=6:2:2 Color Emitting: White Intensity/Power: 130µmol/m²/s/18W Size(L): 1200mm Packing Size(L*W*H): 1230mm*38mm*25mm	100-	22.50 €
Plant Lighting Lamp with LED Lights					
Item No.	Item Name	Picture	Specifications	Unit Price (net)	
JIUPO-UFO-80W	80W UFO Type LED Lamp		Spectrum: 400nm to 700nm Colors Rate: R:G:B=6:2:2 Color Emitting: White Power: 80W Size(Φ*H): 290*59mm	50-	180.00 €
JIUPO-UFO-130W	130W UFO Type LED Lamp		Spectrum: 400nm to 700nm Colors Rate: R:G:B=6:2:2 Color Emitting: White Power: 130W Size(Φ*H): 340*68mm	50-	247.50 €
JIUPO-UFO-170W	170W UFO Type LED Lamp		Spectrum: 400nm to 700nm Colors Rate: R:G:B=6:2:2 Color Emitting: White Power: 170W Size(Φ*H): 400*79mm	50-	300.00 €
JIUPO-TGD-40W	40W TGD Type LED Lamp		Spectrum: 400nm to 700nm Colors Rate: R:G:B=6:2:2 Color Emitting: White Power: 50W Size(L*W): 206*160mm	50-	87.00 €
JIUPO-TGD-80W	80W TGD Type LED Lamp		Spectrum: 400nm to 700nm Colors Rate: R:G:B=6:2:2 Color Emitting: White Power: 100W Size(L*W): 380*280mm	50-	165.00 €
JIUPO-TGD-160W	160W TGD Type LED Lamp		Spectrum: 400nm to 700nm Colors Rate: R:G:B=6:2:2 Color Emitting: White Power: 200W Size(L*W): 445*335mm	50-	277.50 €
Tissue Culture Chamber					
Item No.	Item Name	Picture	Specifications	Unit Price (net)	
TCC300	300L Tissue Culture Chamber		Standard: LED Lights: White color - Dimmable from 0% to 100% Intensity: 300µmol/m²/s @10cm - Independently programmable Shelves: 4 modular lighting shelves Available Capacity: 310L Temp. Range: 3°C to 45°C (lights ON/OFF) Temp. Fluctuation: ±0.5°C / Temp. Uniformity: ±2°C Air Flow: Equipped with fresh air recycling system Remote Control: Smartphone APP remote control Exterior Dimensions(WxDxH): 770x720x1730mm	1-10	6,750.00 €
			Options:	10-	6,150.00 €
			Intensity: 500/1000/1600µmol/m²/s @10cm Shelves: 4/3/2		0.00 €
			LED Lights - One/three/four/eleven color(s)		Reference Accessories
			Observation Window		300.00 €
TCC500	500L Tissue Culture Chamber		Standard: LED Lights: White color - Dimmable from 0% to 100% Intensity: 300µmol/m²/s @10cm - Independently programmable Shelves: 4 modular lighting shelves Available Capacity: 501L Temp. Range: 3°C to 45°C (lights ON/OFF) Temp. Fluctuation: ±0.5°C / Temp. Uniformity: ±2°C Air Flow: Equipped with fresh air recycling system Remote Control: Smartphone APP remote control Exterior Dimensions(WxDxH): 900x800x1940mm	1-10	8,250.00 €
			Options:	10-	7,515.00 €
			Intensity: 500/1000/1600µmol/m²/s @10cm Shelves: 4/3/2		0.00 €
			Lights: LED Lights - One/three/four/eleven color(s)		Reference Accessories
			Observation Window		300.00 €








TCC500D	500L Tissue Culture Chamber (Dual Cabinets)		Standard: LED Lights: White color - Dimmable from 0% to 100% Intensity: 300µmol/m²/s @ 10cm - Independently programmable Shelves: 2*2 modular lighting shelves Available Capacity: 237L*2 Temp. Range: 3°C to 45°C (lights ON/OFF) Temp. Fluctuation: ±0.5°C / Temp. Uniformity: ±2°C Air Flow: Equipped with fresh air recycling system Remote Control: Smartphone APP remote control Exterior Dimensions(WxDxH): 900x800x1940mm		1-10	10,800.00 €
			Options:			-
			Intensity: 500/1000/1600µmol/m²/s @ 10cm Shelves: 2*2			0.00 €
			Lights: LED Lights - One/three/four/eleven color(s) Observation Window		Reference Accessories 525.00 €	
TCC500F	500L Tissue Culture Chamber (Quadruple Cabinets)		Standard: LED Lights: White color - Dimmable from 0% to 100% Intensity: 300µmol/m²/s @ 10cm - Independently programmable Shelves: 1*4 lighting shelves Available Capacity: 136L*2 Temp. Range: 3°C to 45°C (lights ON/OFF) Temp. Fluctuation: ±0.5°C / Temp. Uniformity: ±2°C Air Flow: Equipped with fresh air recycling system Remote Control: Smartphone APP remote control Exterior Dimensions(WxDxH): 1070x720x1940mm		1-10	14,475.00 €
			Options:			-
			Intensity: 500/1000/1600µmol/m²/s @ 10cm Shelves: 4/3/2			0.00 €
			Lights: LED Lights - One/three/four/eleven color(s) Observation Window		Reference Accessories 300.00 €	
TCC600	600L Tissue Culture Chamber		Standard: LED Lights: White color - Dimmable from 0% to 100% Intensity: 300µmol/m²/s @ 10cm - Independently programmable Shelves: 5 modular lighting shelves Available Capacity: 618L Temp. Range: 3°C to 45°C (lights ON/OFF) Temp. Fluctuation: ±0.5°C / Temp. Uniformity: ±2°C Air Flow: Equipped with fresh air recycling system Remote Control: Smartphone APP remote control Exterior Dimensions(WxDxH): 900x800x1940mm		1-10	9,150.00 €
			Options:			-
			Intensity: 500/1000/1600µmol/m²/s @ 10cm Shelves: 4/3/2			0.00 €
			Lights: LED Lights - One/three/four/eleven color(s) Observation Window		Reference Accessories 300.00 €	
TCC800	800L Tissue Culture Chamber		Standard: LED Lights: White color - Dimmable from 0% to 100% Intensity: 300µmol/m²/s @ 10cm - Independently programmable Shelves: 5 modular lighting shelves Available Capacity: 790L Temp. Range: 3°C to 45°C (lights ON/OFF) Temp. Fluctuation: ±0.5°C / Temp. Uniformity: ±2°C Air Flow: Equipped with fresh air recycling system Remote Control: Smartphone APP remote control Exterior Dimensions(WxDxH): 1164x800x1940mm		1-10	12,375.00 €
			Options:			-
			Intensity: 500/1000/1600µmol/m²/s @ 10cm Shelves: 4/3/2			0.00 €
			Lights: LED Lights - One/three/four/eleven color(s) Observation Window		Reference Accessories 300.00 €	
TCC1000	1000L Tissue Culture Chamber		Standard: LED Lights: White color - Dimmable from 0% to 100% Intensity: 300µmol/m²/s @ 10cm - Independently programmable Shelves: 6 modular lighting shelves Available Capacity: 1135L Temp. Range: 3°C to 45°C (lights ON/OFF) Temp. Fluctuation: ±0.5°C / Temp. Uniformity: ±2°C Air Flow: Equipped with fresh air recycling system Remote Control: Smartphone APP remote control Exterior Dimensions(WxDxH): 1920x753x2010mm		1-10	18,000.00 €
			Options:			-
			Intensity: 500/1000/1600µmol/m²/s @ 10cm Shelves: 4/3/2			0.00 €
			Lights: LED Lights - One/three/four/eleven color(s) Observation Window		Reference Accessories 375.00 €	
TCC1600	1600L Tissue Culture Chamber		Standard: LED Lights: White color - Dimmable from 0% to 100% Intensity: 300µmol/m²/s @ 10cm - Independently programmable Shelves: 6 modular lighting shelves Available Capacity: 1640L Temp. Range: 3°C to 45°C (lights ON/OFF) Temp. Fluctuation: ±0.5°C / Temp. Uniformity: ±2°C Air Flow: Equipped with fresh air recycling system Remote Control: Smartphone APP remote control Exterior Dimensions(WxDxH): 2254x823x2010mm		1-10	23,250.00 €
			Options:			-
			Intensity: 500/1000/1600µmol/m²/s @ 10cm Shelves: 4/3/2			0.00 €
			Lights: LED Lights - One/three/four/eleven color(s) Observation Window		Reference Accessories 600.00 €	








TCC2000	2000L Tissue Culture Chamber		Standard: LED Lights: White color - Dimmable from 0% to 100% Intensity: 300µmol/m²/s @10cm - Independently programmable Shelves: 6 modular lighting shelves Available Capacity: 2138L Temp. Range: 3°C to 45°C (lights ON/OFF) Temp. Fluctuation: ±0.5°C / Temp. Uniformity: ±2°C Air Flow: Equipped with fresh air recycling system Remote Control: Smartphone APP remote control Exterior Dimensions(WxDxH): 2400x1000x2010mm		1-10	31,500.00 €
			Options:			-
			Intensity: 500/1000/1600µmol/m²/s @10cm Shelves: 4/3/2			0.00 €
			Lights: LED Lights - One/three/four color(s)		Reference Accessories	
			Observation Window		675.00 €	
Seed Preservation Chamber						
Item No.	Item Name	Picture	Specifications	Unit Price (net)		
SPC300	300L Seed Preservation Chamber		Shelves: 4 modular shelves	1-10	4,950.00 €	
			Available Capacity: 310L			
			Temp. Range: -10°C to 15°C	10-	4,515.00 €	
			Temp. Fluctuation: ±0.5°C / Temp. Uniformity: ±2°C			
			Remote Control: Smartphone APP remote control			
Exterior Dimensions(WxDxH): 770x720x1730mm	-					
Options:		300.00 €				
Observation Window						
SPC500	500L Seed Preservation Chamber		Shelves: 5 modular shelves	1-10	6,225.00 €	
			Available Capacity: 501L			
			Temp. Range: -10°C to 15°C	10-	5,670.00 €	
			Temp. Fluctuation: ±0.5°C / Temp. Uniformity: ±2°C			
			Remote Control: Smartphone APP remote control			
Exterior Dimensions(WxDxH): 900x800x1940mm	-					
Options:		300.00 €				
Observation Window						
SPC500D	500L Seed Preservation Chamber (Dual Cabinets)		Shelves: 2*2 modular shelves	1-10	8,025.00 €	
			Available Capacity: 237L*2			
			Temp. Range: -10°C to 15°C	10-	7,305.00 €	
			Temp. Fluctuation: ±0.5°C / Temp. Uniformity: ±2°C			
			Remote Control: Smartphone APP remote control			
Exterior Dimensions(WxDxH): 900x800x1940mm	-					
Options:		525.00 €				
Observation Window						
SPC600	600L Seed Preservation Chamber		Shelves: 6 modular shelves	1-10	6,885.00 €	
			Available Capacity: 618L			
			Temp. Range: -10°C to 15°C	10-	6,270.00 €	
			Temp. Fluctuation: ±0.5°C / Temp. Uniformity: ±2°C			
			Remote Control: Smartphone APP remote control			
Exterior Dimensions(WxDxH): 900x800x1940mm	-					
Options:		300.00 €				
Observation Window						
SPC800	800L Seed Preservation Chamber		Shelves: 7 modular shelves	1-10	9,300.00 €	
			Available Capacity: 790L			
			Temp. Range: -10°C to 15°C	10-	8,475.00 €	
			Temp. Fluctuation: ±0.5°C / Temp. Uniformity: ±2°C			
			Remote Control: Smartphone APP remote control			
Exterior Dimensions(WxDxH): 1164x800x1940mm	-					
Options:		300.00 €				
Observation Window						







SPC1000	1000L Seed Preservation Chamber		Shelves: 8 modular shelves Available Capacity: 1135L Temp. Range: -10°C to 15°C Temp. Fluctuation: ±0.5°C / Temp. Uniformity: ±2°C Remote Control: Smartphone APP remote control Exterior Dimensions(WxDxH): 1920x753x2010mm		1-10	11,850.00 €
					10-	10,785.00 €
			Options:		-	
			Observation Window		375.00 €	
SPC1600	1600L Seed Preservation Chamber		Shelves: 8 modular shelves Available Capacity: 1640L Temp. Range: -10°C to 15°C Temp. Fluctuation: ±0.5°C / Temp. Uniformity: ±2°C Remote Control: Smartphone APP remote control Exterior Dimensions(WxDxH): 2254x823x2010mm		1-10	16,200.00 €
					10-	14,745.00 €
			Options:		-	
			Observation Window		600.00 €	
SPC2000	2000L Seed Preservation Chamber		Shelves: 8 modular shelves Available Capacity: 2138L Temp. Range: -10°C to 15°C Temp. Fluctuation: ±0.5°C / Temp. Uniformity: ±2°C Remote Control: Smartphone APP remote control Exterior Dimensions(WxDxH): 2400x1000x2010mm		1-10	21,150.00 €
					10-	19,260.00 €
			Options:		-	
			Observation Window		675.00 €	

Temperature & Humidity Chamber (Constant Climate Chamber)







Item No.	Item Name	Picture	Specifications	Unit Price (net)	
THC300	300L Temperature & Humidity Chamber		Shelves: 4 modular shelves Available Capacity: 310L Temp. Range: -10°C to 70°C Temp. Fluctuation: ±0.5°C / Temp. Uniformity: ±2°C Humidity Range: 10%RH to 95%RH RH Fluctuation: ±3.0%RH / RH Uniformity: ±5.0%RH Remote Control: Smartphone APP remote control Equipped with Access Port Exterior Dimensions(WxDxH): 770x720x1730mm	1-10	6,150.00 €
				10-	5,610.00 €
				Options:	
				Observation Window	
THC500	500L Temperature & Humidity Chamber		Shelves: 5 modular shelves Available Capacity: 501L Temp. Range: -10°C to 70°C Temp. Fluctuation: ±0.5°C / Temp. Uniformity: ±2°C Humidity Range: 10%RH to 95%RH RH Fluctuation: ±3.0%RH / RH Uniformity: ±5.0%RH Remote Control: Smartphone APP remote control Equipped with Access Port Exterior Dimensions(WxDxH): 900x800x1940mm	1-10	7,425.00 €
				10-	6,765.00 €
				Options:	
				Observation Window	
THC500D	500L Temperature & Humidity Chamber (Dual Cabinets)		Shelves: 2*2 modular shelves Available Capacity: 237L*2 Temp. Range: -10°C to 70°C Temp. Fluctuation: ±0.5°C / Temp. Uniformity: ±2°C Humidity Range: 10%RH to 95%RH RH Fluctuation: ±3.0%RH / RH Uniformity: ±5.0%RH Remote Control: Smartphone APP remote control Equipped with Access Port Exterior Dimensions(WxDxH): 900x800x1940mm	1-10	10,425.00 €
				10-	9,495.00 €
				Options:	
				Observation Window	
THC600	600L Temperature & Humidity Chamber		Shelves: 6 modular shelves Available Capacity: 618L Temp. Range: -10°C to 70°C Temp. Fluctuation: ±0.5°C / Temp. Uniformity: ±2°C Humidity Range: 10%RH to 95%RH RH Fluctuation: ±3.0%RH / RH Uniformity: ±5.0%RH Remote Control: Smartphone APP remote control Equipped with Access Port Exterior Dimensions(WxDxH): 900x800x1940mm	1-10	8,025.00 €
				10-	7,305.00 €
				Options:	
				Observation Window	

THC800	800L Temperature & Humidity Chamber		Shelves: 7 modular shelves Available Capacity: 790L Temp. Range: -10°C to 70°C Temp. Fluctuation: ±0.5°C / Temp. Uniformity: ±2°C Humidity Range: 10%RH to 95%RH RH Fluctuation: ±3.0%RH / RH Uniformity: ±5.0%RH Remote Control: Smartphone APP remote control Equipped with Access Port Exterior Dimensions(WxDxH): 1164x800x1940mm Options:	1-10	10,500.00 €
				10-	9,555.00 €
				Observation Window 300.00 €	
THC1000	1000L Temperature & Humidity Chamber		Shelves: 8 modular shelves Available Capacity: 1135L Temp. Range: -10°C to 70°C Temp. Fluctuation: ±0.5°C / Temp. Uniformity: ±2°C Humidity Range: 10%RH to 95%RH RH Fluctuation: ±3.0%RH / RH Uniformity: ±5.0%RH Remote Control: Smartphone APP remote control Equipped with Access Port Exterior Dimensions(WxDxH): 1920x753x2010mm Options:	1-10	13,200.00 €
				10-	12,015.00 €
				Observation Window 375.00 €	
THC1600	1600L Temperature & Humidity Chamber		Shelves: 8 modular shelves Available Capacity: 1640L Temp. Range: -10°C to 70°C Temp. Fluctuation: ±0.5°C / Temp. Uniformity: ±2°C Humidity Range: 10%RH to 95%RH RH Fluctuation: ±3.0%RH / RH Uniformity: ±5.0%RH Remote Control: Smartphone APP remote control Equipped with Access Port Exterior Dimensions(WxDxH): 2254x823x2010mm Options:	1-10	18,525.00 €
				10-	16,860.00 €
				Observation Window 600.00 €	
THC2000	2000L Temperature & Humidity Chamber		Shelves: 8 modular shelves Available Capacity: 2138L Temp. Range: -10°C to 70°C Temp. Fluctuation: ±0.5°C / Temp. Uniformity: ±2°C Humidity Range: 10%RH to 95%RH RH Fluctuation: ±3.0%RH / RH Uniformity: ±5.0%RH Remote Control: Smartphone APP remote control Equipped with Access Port Exterior Dimensions(WxDxH): 2400x1000x2010mm Options:	1-10	23,775.00 €
				10-	21,645.00 €
				Observation Window 675.00 €	
Pharmaceutical Stability Test Chamber					
Item No.	Item Name	Picture	Specifications	Unit Price (net)	
PTC300	300L Pharmaceutical Stability Test Chamber		Shelves: 4 modular shelves Available Capacity: 310L Temp. Range: -10°C to 70°C Temp. Fluctuation: ±0.5°C / Temp. Uniformity: ±2°C Humidity Range: 10%RH to 95%RH RH Fluctuation: ±3.0%RH / RH Uniformity: ±5.0%RH Remote Control: Smartphone APP remote control Equipped with Access Port Exterior Dimensions(WxDxH): 770x720x1730mm Options:	1-10	6,150.00 €
				10-	5,610.00 €
				LED Lights: White color - Dimmable from 0% to 100% Intensity: 300µmol/m²/s @10cm - Independently programmable Observation Window 300.00 €	
PTC500	500L Pharmaceucal Stability Test Chamber		Shelves: 5 modular shelves Available Capacity: 501L Temp. Range: -10°C to 70°C Temp. Fluctuation: ±0.5°C / Temp. Uniformity: ±2°C Humidity Range: 10%RH to 95%RH RH Fluctuation: ±3.0%RH / RH Uniformity: ±5.0%RH Remote Control: Smartphone APP remote control Equipped with Access Port Exterior Dimensions(WxDxH): 900x800x1940mm Options:	1-10	7,425.00 €
				10-	6,765.00 €
				LED Lights: White color - Dimmable from 0% to 100% Intensity: 300µmol/m²/s @10cm - Independently programmable Observation Window 300.00 €	
PTC500D	500L Pharmaceucal Stability Test Chamber (Dual Cabinets)		Shelves: 2'2 modular shelves Available Capacity: 237L*2 Temp. Range: -10°C to 70°C Temp. Fluctuation: ±0.5°C / Temp. Uniformity: ±2°C Humidity Range: 10%RH to 95%RH RH Fluctuation: ±3.0%RH / RH Uniformity: ±5.0%RH Remote Control: Smartphone APP remote control Equipped with Access Port Exterior Dimensions(WxDxH): 900x800x1940mm Options:	1-10	10,425.00 €
				10-	9,495.00 €
				LED Lights: White color - Dimmable from 0% to 100% Intensity: 300µmol/m²/s @10cm - Independently programmable Observation Window 525.00 €	

PTC600	600L Pharmaceucal Stability Test Chamber		Shelves: 6 modular shelves Available Capacity: 618L Temp. Range: -10°C to 70°C Temp. Fluctuation: ±0.5°C / Temp. Uniformity: ±2°C Humidity Range: 10%RH to 95%RH RH Fluctuation: ±3.0%RH / RH Uniformity: ±5.0%RH Remote Control: Smartphone APP remote control Equipped with Access Port Exterior Dimensions(WxDxH): 900x800x1940mm		1-10	8,025.00 €
			Options:			-
			LED Lights: White color - Dimmable from 0% to 100% Intensity: 300µmol/m²/s @10cm - Independently programmable			1,980.00 €
			Observation Window			300.00 €
PTC800	800L Pharmaceucal Stability Test Chamber		Shelves: 7 modular shelves Available Capacity: 790L Temp. Range: -10°C to 70°C Temp. Fluctuation: ±0.5°C / Temp. Uniformity: ±2°C Humidity Range: 10%RH to 95%RH RH Fluctuation: ±3.0%RH / RH Uniformity: ±5.0%RH Remote Control: Smartphone APP remote control Equipped with Access Port Exterior Dimensions(WxDxH): 1164x800x1940mm		1-10	10,500.00 €
			Options:			-
			LED Lights: White color - Dimmable from 0% to 100% Intensity: 300µmol/m²/s @10cm - Independently programmable			2,310.00 €
			Observation Window			300.00 €
PTC1000	1000L Pharmaceucal Stability Test Chamber		Shelves: 8 modular shelves Available Capacity: 1135L Temp. Range: -10°C to 70°C Temp. Fluctuation: ±0.5°C / Temp. Uniformity: ±2°C Humidity Range: 10%RH to 95%RH RH Fluctuation: ±3.0%RH / RH Uniformity: ±5.0%RH Remote Control: Smartphone APP remote control Equipped with Access Port Exterior Dimensions(WxDxH): 1920x753x2010mm		1-10	13,200.00 €
			Options:			-
			LED Lights: White color - Dimmable from 0% to 100% Intensity: 300µmol/m²/s @10cm - Independently programmable			2,640.00 €
			Observation Window			375.00 €
PTC1600	1600L Pharmaceucal Stability Test Chamber		Shelves: 8 modular shelves Available Capacity: 1640L Temp. Range: -10°C to 70°C Temp. Fluctuation: ±0.5°C / Temp. Uniformity: ±2°C Humidity Range: 10%RH to 95%RH RH Fluctuation: ±3.0%RH / RH Uniformity: ±5.0%RH Remote Control: Smartphone APP remote control Equipped with Access Port Exterior Dimensions(WxDxH): 2254x823x2010mm		1-10	18,525.00 €
			Options:			-
			LED Lights: White color - Dimmable from 0% to 100% Intensity: 300µmol/m²/s @10cm - Independently programmable			2,640.00 €
			Observation Window			600.00 €
PTC2000	2000L Pharmaceucal Stability Test Chamber		Shelves: 8 modular shelves Available Capacity: 2138L Temp. Range: -10°C to 70°C Temp. Fluctuation: ±0.5°C / Temp. Uniformity: ±2°C Humidity Range: 10%RH to 95%RH RH Fluctuation: ±3.0%RH / RH Uniformity: ±5.0%RH Remote Control: Smartphone APP remote control Equipped with Access Port Exterior Dimensions(WxDxH): 2400x1000x2010mm		1-10	23,775.00 €
			Options:			-
			LED Lights: White color - Dimmable from 0% to 100% Intensity: 300µmol/m²/s @10cm - Independently programmable			2,640.00 €
			Observation Window			675.00 €
Biochemical Cultivation Chamber						
Item No.	Item Name	Picture	Specifications		Unit Price (net)	
BCC300	300L Biochemical Cultivation Chamber		Shelves: 4 modular shelves Available Capacity: 310L Temp. Range: -10°C to 70°C Temp. Fluctuation: ±0.5°C / Temp. Uniformity: ±2°C Remote Control: Smartphone APP remote control Equipped with Access Port Exterior Dimensions(WxDxH): 770x720x1730mm		1-10	4,950.00 €
			Options:			-
			Observation Window			300.00 €
BCC500	500L Biochemical Cultivation Chamber		Shelves: 5 modular shelves Available Capacity: 501L Temp. Range: -10°C to 70°C Temp. Fluctuation: ±0.5°C / Temp. Uniformity: ±2°C Remote Control: Smartphone APP remote control Equipped with Access Port Exterior Dimensions(WxDxH): 900x800x1940mm		1-10	6,225.00 €
			Options:			-
			Observation Window			300.00 €

BCC500D	500L Biochemical Cultivation Chamber (Dual Cabinets)		Shelves: 2*2 modular shelves Available Capacity: 237L*2 Temp. Range: -10°C to 70°C Temp. Fluctuation: ±0.5°C / Temp. Uniformity: ±2°C Remote Control: Smartphone APP remote control Equipped with Access Port Exterior Dimensions(WxDxH): 900x800x1940mm		1-10	8,025.00 €
			Options:		-	
			Observation Window			525.00 €
					10-	7,305.00 €
BCC600	600L Biochemical Cultivation Chamber		Shelves: 6 modular shelves Available Capacity: 618L Temp. Range: -10°C to 70°C Temp. Fluctuation: ±0.5°C / Temp. Uniformity: ±2°C Remote Control: Smartphone APP remote control Equipped with Access Port Exterior Dimensions(WxDxH): 900x800x1940mm		1-10	6,885.00 €
			Options:		-	
			Observation Window			300.00 €
					10-	6,270.00 €
BCC800	800L Biochemical Cultivation Chamber		Shelves: 7 modular shelves Available Capacity: 790L Temp. Range: -10°C to 70°C Temp. Fluctuation: ±0.5°C / Temp. Uniformity: ±2°C Remote Control: Smartphone APP remote control Equipped with Access Port Exterior Dimensions(WxDxH): 1164x800x1940mm		1-10	9,300.00 €
			Options:		-	
			Observation Window			300.00 €
					10-	8,475.00 €
BCC1000	1000L Biochemical Cultivation Chamber		Shelves: 8 modular shelves Available Capacity: 1135L Temp. Range: -10°C to 70°C Temp. Fluctuation: ±0.5°C / Temp. Uniformity: ±2°C Remote Control: Smartphone APP remote control Equipped with Access Port Exterior Dimensions(WxDxH): 1920x753x2010mm		1-10	11,850.00 €
			Options:		-	
			Observation Window			375.00 €
					10-	10,785.00 €
BCC1600	1600L Biochemical Cultivation Chamber		Shelves: 8 modular shelves Available Capacity: 1640L Temp. Range: -10°C to 70°C Temp. Fluctuation: ±0.5°C / Temp. Uniformity: ±2°C Remote Control: Smartphone APP remote control Equipped with Access Port Exterior Dimensions(WxDxH): 2254x823x2010mm		1-10	16,200.00 €
			Options:		-	
			Observation Window			600.00 €
					10-	14,745.00 €
BCC2000	2000L Biochemical Cultivation Chamber		Shelves: 8 modular shelves Available Capacity: 2138L Temp. Range: -10°C to 70°C Temp. Fluctuation: ±0.5°C / Temp. Uniformity: ±2°C Remote Control: Smartphone APP remote control Equipped with Access Port Exterior Dimensions(WxDxH): 2400x1000x2010mm		1-10	21,150.00 €
			Options:		-	
			Observation Window			675.00 €
					10-	19,260.00 €

Mould Cultivation Chamber

Item No.	Item Name	Picture	Specifications	Unit Price (net)	
MCC300	300L Mould Cultivation Chamber		Shelves: 4 modular shelves	1-10	4,950.00 €
			Available Capacity: 310L		
			Temp. Range: -10°C to 70°C		
			Temp. Fluctuation: ±0.5°C / Temp. Uniformity: ±2°C		
MCC500	500L Mould Cultivation Chamber		Remote Control: Smartphone APP remote control	10-	4,515.00 €
			Equipped with Access Port		
			Exterior Dimensions(WxDxH): 770x720x1730mm		
			Options:		-
MCC500D	500L Mould Cultivation Chamber (Dual Cabinets)		Observation Window		300.00 €
			Shelves: 5 modular shelves	1-10	6,225.00 €
			Available Capacity: 501L		
			Temp. Range: -10°C to 70°C		
MCC600	600L Mould Cultivation Chamber		Temp. Fluctuation: ±0.5°C / Temp. Uniformity: ±2°C	10-	5,670.00 €
			Remote Control: Smartphone APP remote control		
			Equipped with Access Port		
			Exterior Dimensions(WxDxH): 900x800x1940mm		
MCC800	800L Mould Cultivation Chamber		Options:		-
			Observation Window		300.00 €
			Shelves: 6 modular shelves	1-10	6,885.00 €
			Available Capacity: 618L		
MCC1000	1000L Mould Cultivation Chamber		Temp. Range: -10°C to 70°C	10-	8,475.00 €
			Temp. Fluctuation: ±0.5°C / Temp. Uniformity: ±2°C		
			Remote Control: Smartphone APP remote control		
			Equipped with Access Port		
			Exterior Dimensions(WxDxH): 1164x800x1940mm		
			Options:		-
			Observation Window		300.00 €
			Shelves: 7 modular shelves	1-10	9,300.00 €
			Available Capacity: 790L		
			Temp. Range: -10°C to 70°C		
			Temp. Fluctuation: ±0.5°C / Temp. Uniformity: ±2°C		
			Remote Control: Smartphone APP remote control		
			Equipped with Access Port	10-	11,850.00 €
			Exterior Dimensions(WxDxH): 1920x753x2010mm		
			Options:		-
			Observation Window		375.00 €

MCC1600	1600L Mould Cultivation Chamber		Shelves: 8 modular shelves Available Capacity: 1640L Temp. Range: -10°C to 70°C Temp. Fluctuation: ±0.5°C / Temp. Uniformity: ±2°C Remote Control: Smartphone APP remote control Equipped with Access Port Exterior Dimensions(WxDxH): 2254x823x2010mm		1-10	16,200.00 €
					10-	14,745.00 €
			Options:		-	
			Observation Window		600.00 €	
MCC2000	2000L Mould Cultivation Chamber		Shelves: 8 modular shelves Available Capacity: 2138L Temp. Range: -10°C to 70°C Temp. Fluctuation: ±0.5°C / Temp. Uniformity: ±2°C Remote Control: Smartphone APP remote control Equipped with Access Port Exterior Dimensions(WxDxH): 2400x1000x2010mm		1-10	21,150.00 €
					10-	19,260.00 €
			Options:		-	
			Observation Window		675.00 €	